


WELCOME TO COMPASS

At St John's we use Compass
as our parent portal.



WHAT DOES COMPASS DO FOR ME

Using Compass allows you to access up-to-date and meaningful information about St John's Dapto and your child's progress. Compass includes many different features, including the ability to:

- Monitor your child's attendance, and enter an explanation for absence or lateness
- Communicate with your child's teachers, and update your family contact details
- View the school calendar
- Download and view your child's progress and semester reports
- Book parent-teacher conferences
- Pay and provide consent for events and school fees



ACCESSING COMPASS

Compass is a web-based system that is accessible on any modern web browser (Safari, Firefox, Chrome) or by using the Compass iOS or Android apps. Search for 'Compass School Manager' in the store.

Every parent/carer receives a separate login to Compass which will be provided to you by St John's. To access the parent portal from your computer, go to St John's school website, or school newsletter and click the Compass link on the homepage.

Alternatively, if you are having trouble finding the Compass link you can go to <http://sjddow-nsw.compass.education>.



LOGGING INTO COMPASS

To log in you will require your unique username and password. These details will be provided to you by St John's.

Upon first login, you will be required to change your password and confirm your email address and mobile phone number. These details may be used by St John's for SMS, password recovery and email communication throughout the year.

If you have lost your details or forgotten your password, you can recover your details by clicking the 'Can't access your account?' link on the front page.



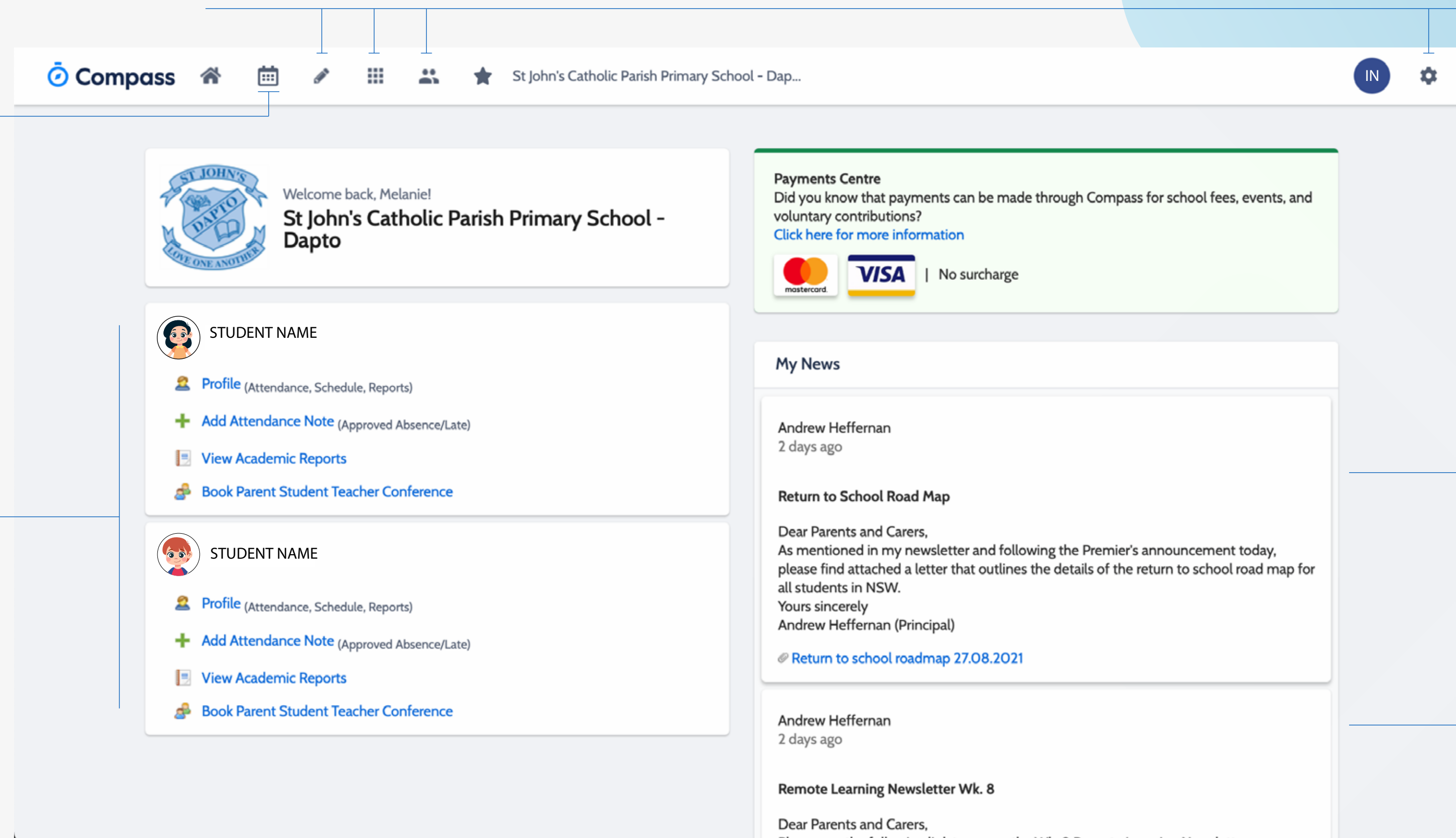
THE COMPASS HOME SCREEN

The home screen provides you with relevant alerts and news, as well as quick access to your child's profile.

SCHOOL CALENDAR
View details of upcoming events, your child's timetable and other relevant school-wide activities

YOUR CHILDREN
Provides you with a quick summary of available options and highlights a summary of upcoming and overdue tasks.

To access more information click on the relevant quick link or select Profile to access detailed information about your child.



MENU

Allows you to access other Compass and school resources. The tools icon allows you to update your contact details and change your password.

ALERTS

Custom notifications for items that require your action or attention. These may include excursion notifications, ordering options for school photos, absence notifications, surveys, student report availability and more.

NEWS

Recent school news items and information relevant to you. This may include newsletters, details of upcoming events and much more.



CONSENT AND PAYMENTS

1

From the Compass home screen, click on the event alert under 'My News' (screenshot 1) or navigate to 'Events' under the Organisation menu item (screenshot 2).

2

From the Events page a list of upcoming events and excursions will be displayed. Click the red 'Process Now' button to provide consent and/or payment (depending upon what the event requires).

3

An online payment/consent form will be displayed. Complete all highlighted relevant fields and click the 'Submit Details' button.

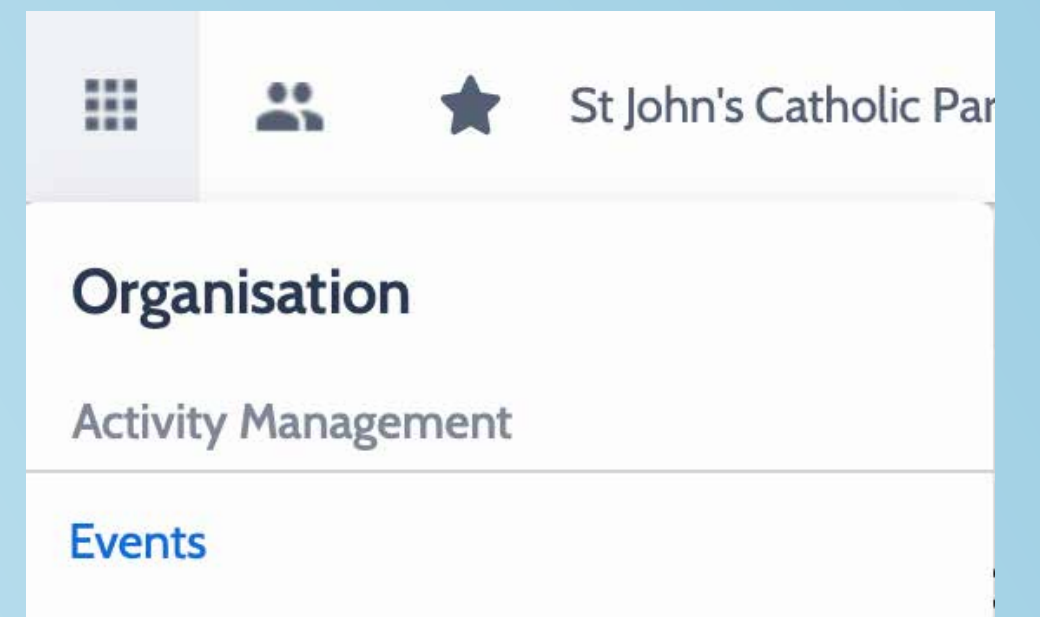
My News

Event Consent/Payment Required

There are 1 event(s) awaiting your consent and/or payment.

[Click here for more information](#)

Screenshot 1



Screenshot 2



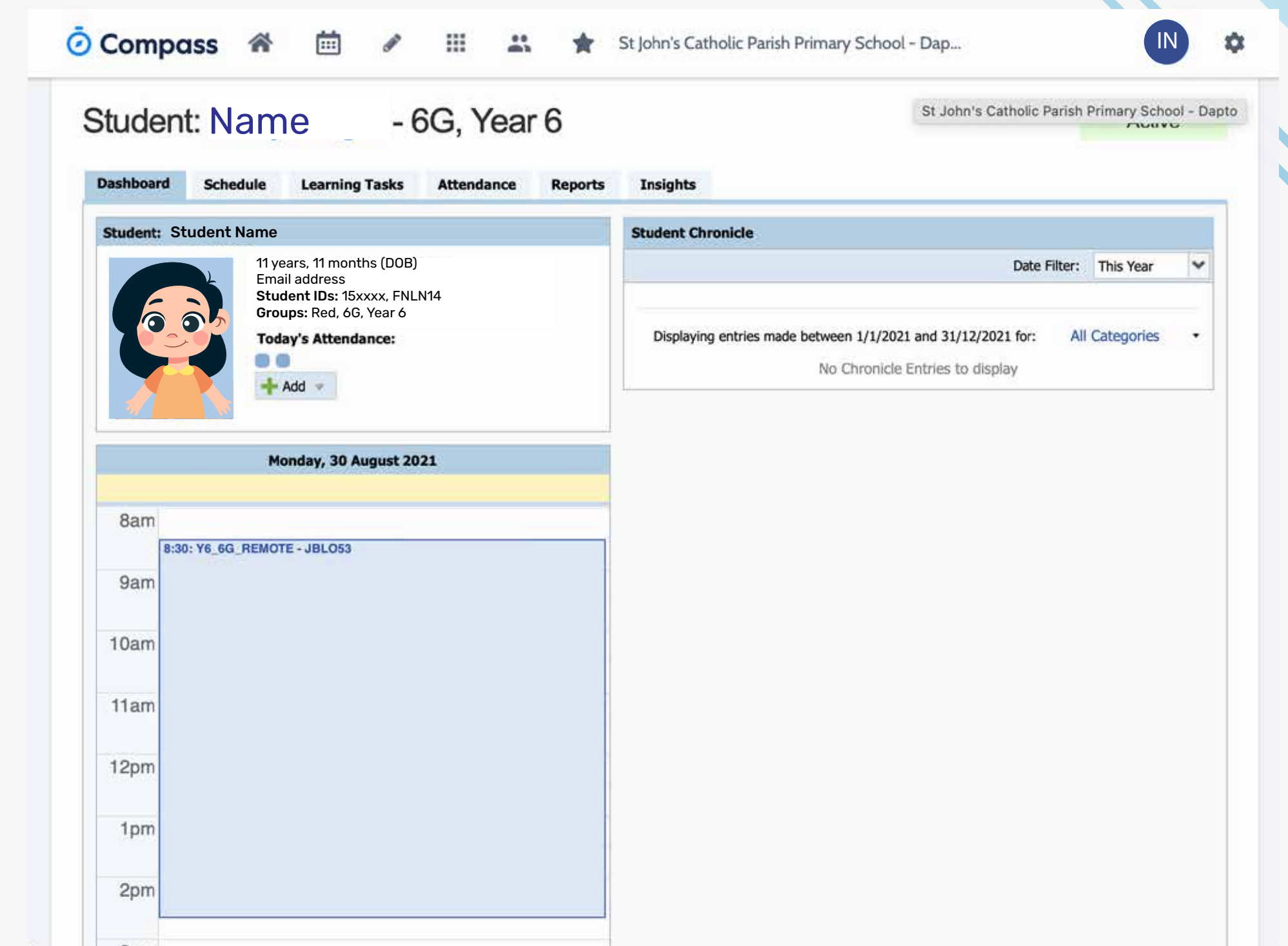
STUDENT PROFILE

Everything for your child, in one place

The student profile can be accessed by clicking on your child's 'Profile' link.

The student profile dashboard provides you with an overview of today's classes and activities, the ability to email your child's teachers, and a summary of teacher observations (Student Chronicle).

For more detailed information, including assessment tasks, attendance, surveys and academic reports, navigate through the tabs along the top of the profile.



ATTENDANCE SUMMARY

To view your child's attendance, click on the Student Profile link on the home page and click the Attendance tab.

APPROVALS

This sub-tab provides a comprehensive list of attendance explanations for your child. From this tab you can also add absence notices (both past and future).

UNEXPLAINED

This sub-tab provides a list of all unexplained absences from class. From this tab you can click to approve specific absences.

[Home](#)
[Calendar](#)
[Add Event](#)
[Groups](#)
[Users](#)
[Star](#)
St John's Catholic Parish Primary School - Dap...

IN

Student: Name - 6G, Year 6 Active

Dashboard
Schedule
Learning Tasks
Attendance
Reports
Insights

Summary
Notes
Unexplained
Arrival/Departure
Full Record

Daily Activities & Attendance

Currently Viewing: < 30/08/2021 >

8:00 am	9:00 am	10:00 am	11:00 am	12:00 pm	1:00 pm	2:00 pm	3:00 pm	4:00 pm
Year 6 Curriculum Y6_6G_REMOTE								

Annual Summary

School Year: 2021

July					August					September					October					November				Whole Day		Partial Day		
M	T	W	T	F	M	T	W	T	F	M	T	W	T	F	M	T	W	T	F	M	T	W	T	Absent	Other	Absent	Other	
																								Term 1	2	0	0	1
																								Term 2	1	3	1	1
																								Term 3	0	28	0	0
																								Term 4	0	0	0	0

Attendance Summary

Start: 01/01/2021

End: 30/08/2021

Students: All

Class %: All

Ac't'd %: All

Schl %: All

Filter

Subject	Class	Form	Run	In Class					Out of Class				Percentages		
				Prsnt	Late Appr	Late Un'd	Total	NP Absent	NP Other	NP Un'd	Total	Class %	Ac't'd %	Schl %	
Year 6	Y6_6G	6G	188	178	0	0	178	6	4	0	10	95	100	97	
Year 6	Y6_6G_REMOTE	6G	35	29	0	0	29	0	6	0	6	83	100	100	
Events		6G	9	9	0	0	9	0	0	0	0	100	100	100	
School Activities		6G	6	6	0	0	6	0	0	0	0	100	100	100	

DAILY SUMMARY

- Provides a quick snapshot of today's classes and your child's attendance marking.

— ATTENDANCE SUMMARY

Includes a summary of attendance in each class. For full details about a specific absence, click the appropriate number in the grid. For an explanation of a heading item, hover your mouse over the heading of interest.


When students are marked 'Not Present' in class this can sit in one of three different categories. These include:

NP Absent- Not present in class and is explained by a school related activity.

NP Other- Not present in class and is explained by a parent approval.

NP Un'd- Not present in class with no explanation entered.

For an explanation of a heading item, hover your mouse over the heading of interest.

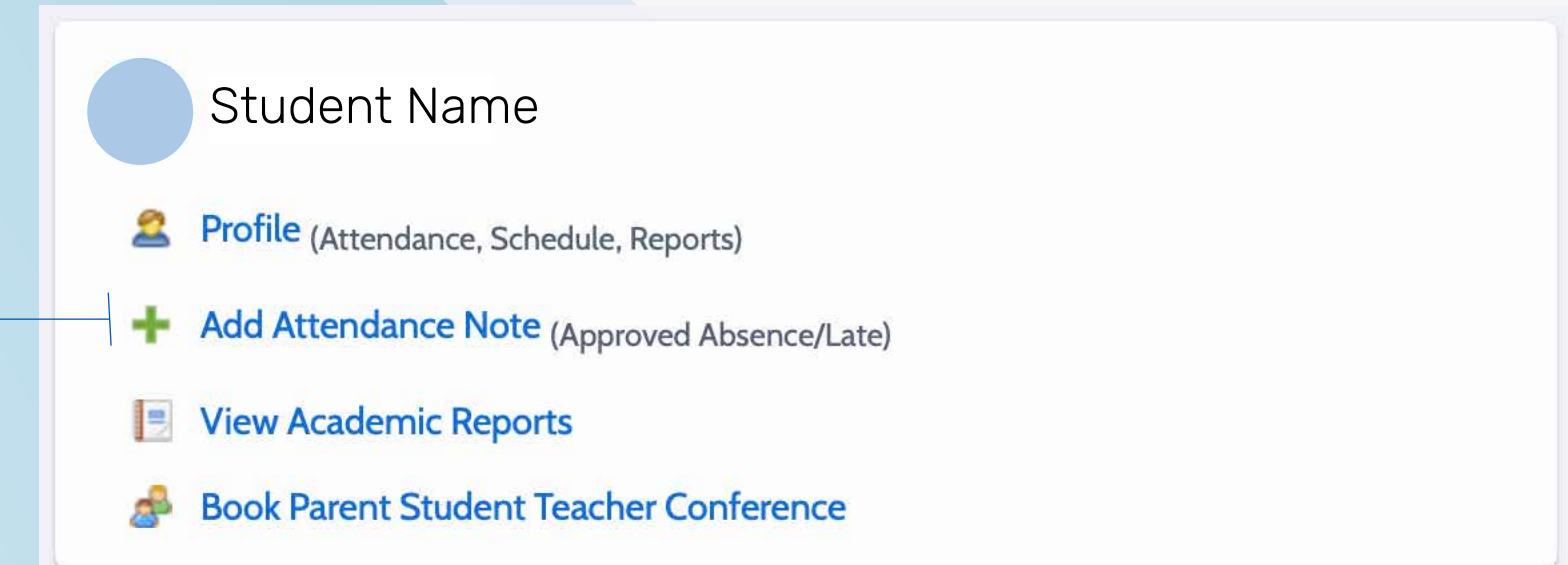


ATTENDANCE

ENTERING A PARENT APPROVAL

1

From the Compass home screen (or from your student's profile), click the 'Add Parent Approval' item.



2

From the pop-up window,

- Select the reason,
- Enter a brief description of the absence,
- Select the start and finish time,
- Click the 'Save' button.

A screenshot of the 'Attendance Note Editor' pop-up window. The window has a blue header bar with the title 'Attendance Note Editor'. It is divided into several sections. The 'Note Details' section on the left contains fields for 'Person:' (with a dropdown menu showing 'Student NAME'), 'Reason:' (with a dropdown menu showing 'Enter a reason...'), and 'Details/Comment:' (with a text area). Below this is an 'Important Notice' section with a paragraph of text. At the bottom left are 'Start:' and 'Finish:' fields, each with a date and time selector. The 'Potentially Affected Sessions' section on the right contains a table with columns 'Activity', 'Start', and 'Finish'. The table has one row with the activity 'Y6_6G_REMOTE (Year ...)' and start/finish times '30/08/2021 08:30 AM' and '30/08/2021 02:40 PM'. Below the table is an 'Add Attachments' section with a 'Filename' field and a message 'This attendance note has no attachments. Drag files here to upload.' At the bottom right are 'Save' and 'Cancel' buttons.

Note:

Where possible, parent approvals should be entered prior to the absence occurring.



VIEWING ACADEMIC REPORTS

1

From the home screen, click on the 'View Academic Reports' item or navigate to the student profile and click the 'Reports' tab.

Student Name

Profile (Attendance, Schedule, Reports)

Add Attendance Note (Approved Absence/Late)

View Academic Reports

Book Parent Student Teacher Conference

2

A list of Academic Reports will be displayed. Click the Report title to download the PDF on to any device.

Student: [Student Name](#) - 6G, Year 6

Dashboard	Schedule	Learning Tasks	Attendance	Reports	Insights
Reports					
Reporting Cycle			School		
2021 - Semester 1			St John's Catholic Parish Primary School - Dapto		
2020 - Semester 2			St John's Catholic Parish Primary School - Dapto		
2020 - Interim Report Semester 1			St John's Catholic Parish Primary School - Dapto		
2019 - Semester 2			St John's Catholic Parish Primary School - Dapto		
2019 - Semester 1			St John's Catholic Parish Primary School - Dapto		



PARENT/TEACHER CONFERENCES

- 1** On the home screen, beside the student you wish to make bookings for, click 'Book Parent Student Teacher Conferences.'
- 2** Your booking sheet will be displayed and will show all available booking times. Click on a time in the grid to display teachers available for booking at the selected time.

Note: You can view a teacher's availability by clicking on the teacher's name at the bottom of the booking page.



PRIVACY & SECURITY

When you use Compass you will notice a padlock appears in your browser. This is because Compass uses a technology called SSL (Secure Sockets Layer). This means that your Compass session is encrypted and secure. Further, Compass adheres to PCI DSS compliance obligations to ensure any credit card details are managed safely, consistent with industry credit card regulations.

Please note: Any payments made online using Compass will appear on any credit card statement as COMPASSPAY.COM

Full information on the Compass Privacy Policy can be found on the Compass website — <https://www.compass.education>



TROUBLESHOOTING

VERSION

Check the version of the app on your mobile device.

RESET

Restart your mobile device.

PASSWORD ISSUE

Adhere to the password rules. Passwords must be 8 characters, have at least one capital and one lowercase letter and one number.

NOTIFICATIONS

Not receiving notifications (i.e. News Feeds) from Compass, it's likely due to notifications in their Compass app being set to Don't Allow Notifications. Steps: Check Notifications in Settings.